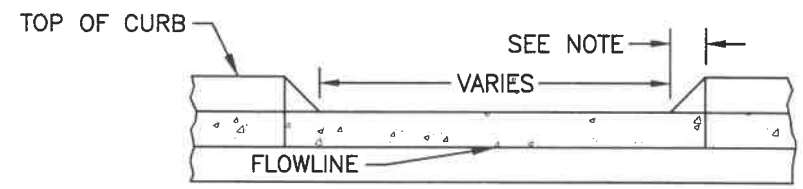
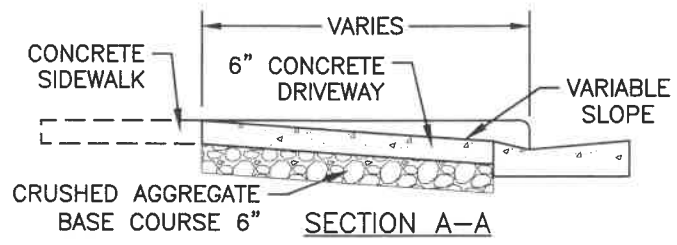
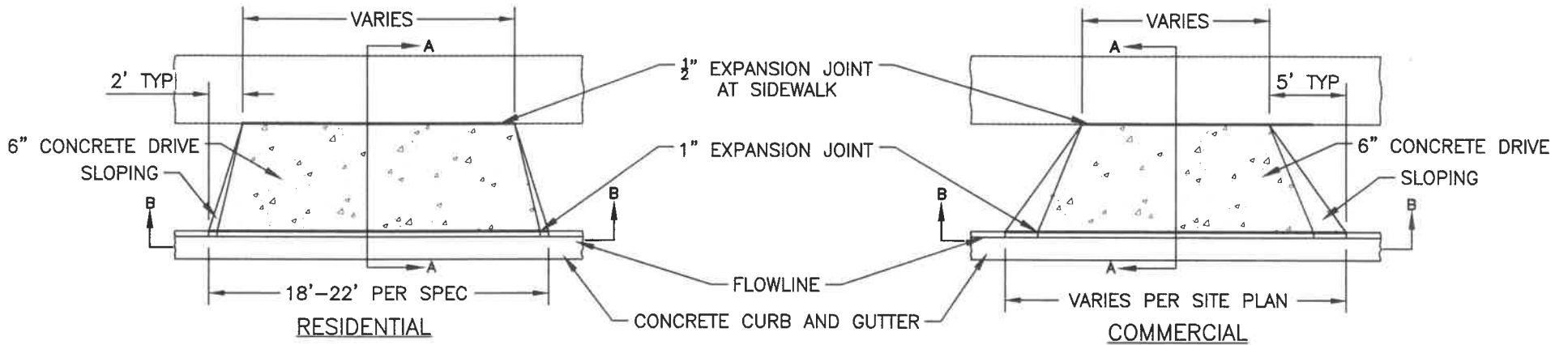
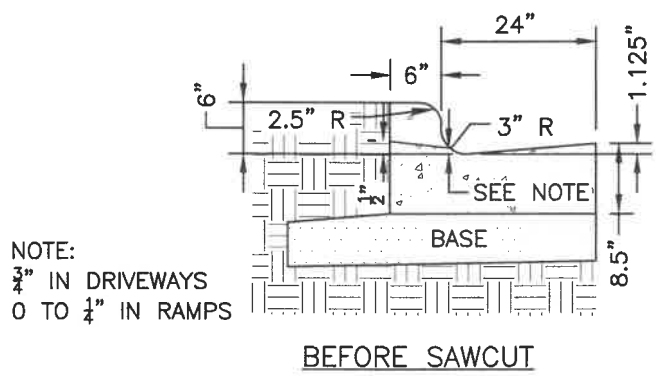


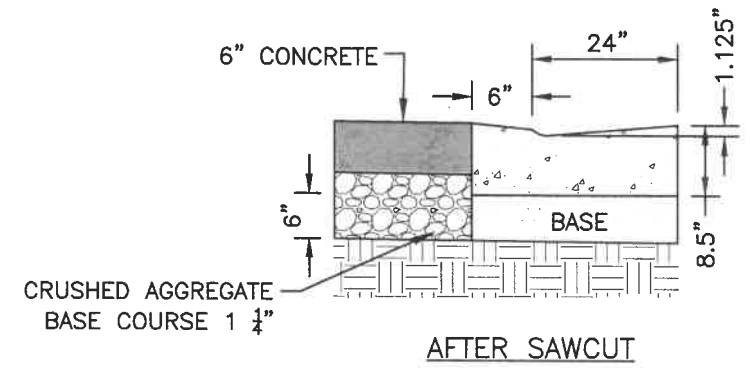
o:\PT\SUMMV\135279\5-final-dsgn\51-drawings\10-Civil\cadd\civil\3d\2018\_SUMMIT\_STANDARD\_DETAILS\SUMMV\_STD\_DETAILS.dwg 7/9/2018 9:44 AM pattyj



NOTE:  
 12" TO 18" TAPER FOR DRIVEWAYS  
 18" TO 24" IN RAMPS



NOTE:  
 $\frac{3}{4}$ " IN DRIVEWAYS  
 0 TO  $\frac{1}{4}$ " IN RAMPS



GENERAL NOTE:  
 ALL EXPANSION JOINTS SHALL EXTEND THROUGH THE ENTIRE THICKNESS OF THE APPROACH OR SIDEWALK, WHICHEVER IS THICKER.

PHONE: 414.949.8962  
 501 MAPLE AVENUE  
 DELAFIELD, WI 53018-9351  
 www.sehinc.com

FILE NO. SUMMV_135279
DATE: 07/09/2018

## CONCRETE CURB SAW-CUT w/ SIDEWALK DETAIL VILLAGE OF SUMMIT, WI