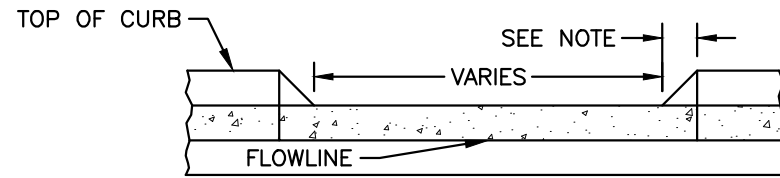
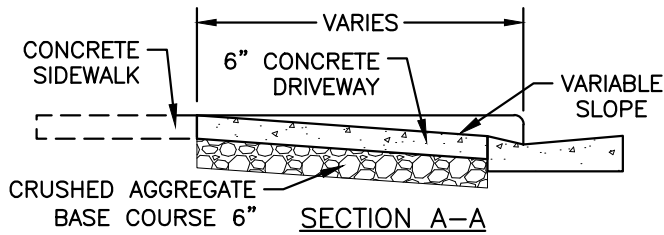
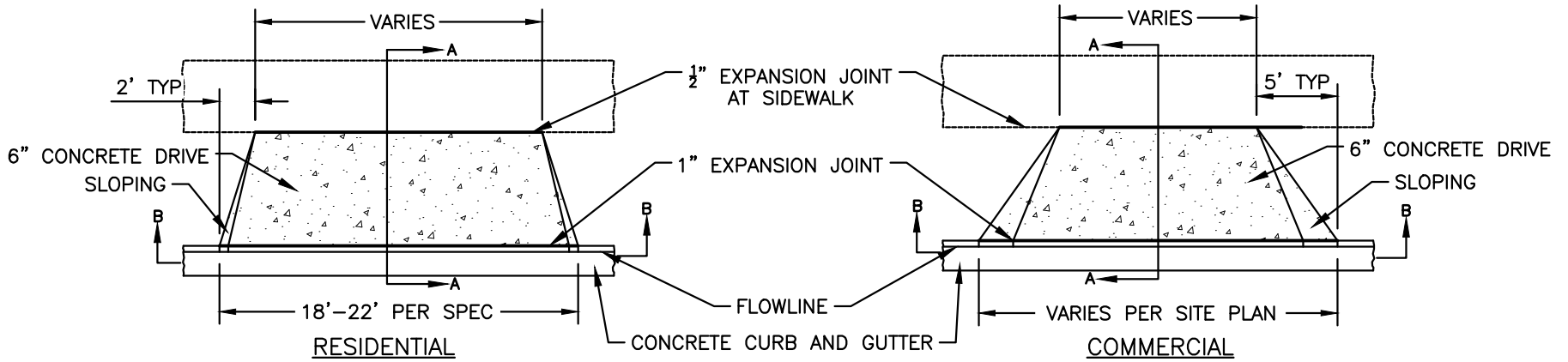
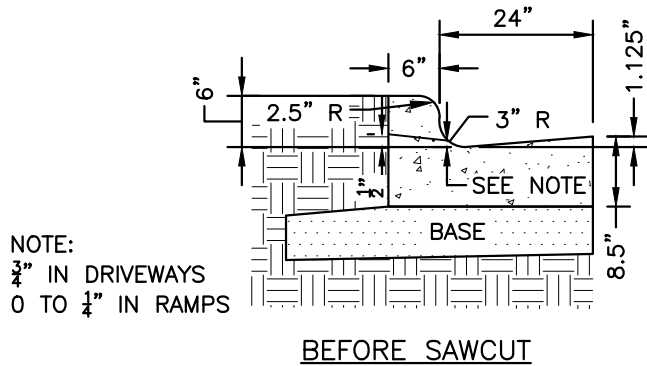


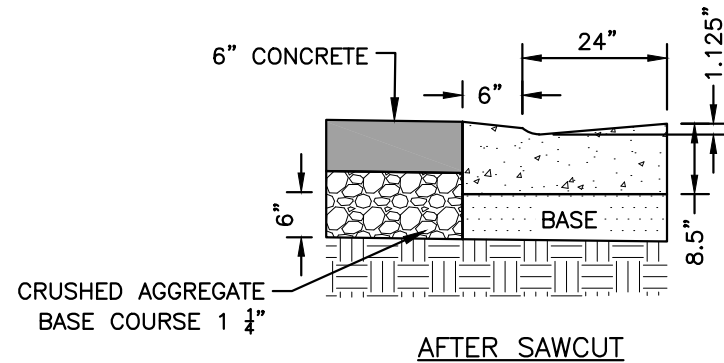
G:\PT\S\SUMMA\135279\5-final-dsgr\10-Civil\cod\dwg\ConcCurbDET.dwg 1/23/2018 3:37 PM tschmidt



NOTE:
 12" TO 18" TAPER FOR DRIVEWAYS
 18" TO 24" IN RAMPS



NOTE:
 $\frac{3}{4}$ " IN DRIVEWAYS
 0 TO $\frac{1}{4}$ " IN RAMPS



GENERAL NOTE:
 ALL EXPANSION JOINTS SHALL EXTEND THROUGH THE ENTIRE THICKNESS OF THE APPROACH OR SIDEWALK, WHICHEVER IS THICKER.



PHONE: 414.949.8962
 501 MAPLE AVENUE
 DELAFIELD, WI 53018-9351
 www.sehinc.com

FILE NO.
 135279
 DATE:
 01/23/2018

STANDARD DETAIL
 CONCRETE CURB SAWCUT
 VILLAGE OF SUMMIT, WISCONSIN

EXHIBIT
 NO. 1